

Environmental Disclosure Information – Quarterly Comparisons

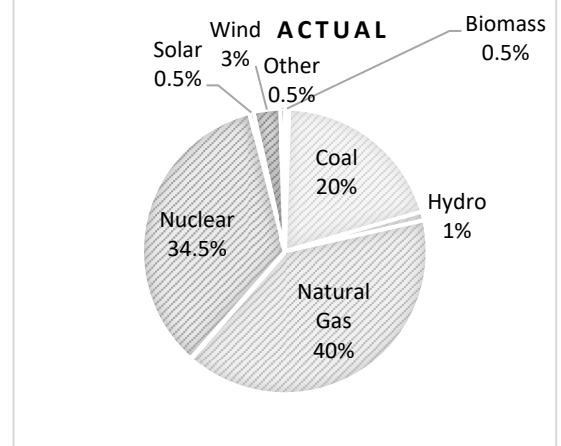

American Power & Gas of Ohio, LLC



Projected Data for the 2020 Calendar Year

Actual Data for the Period 01/01/20 to 12/31/20

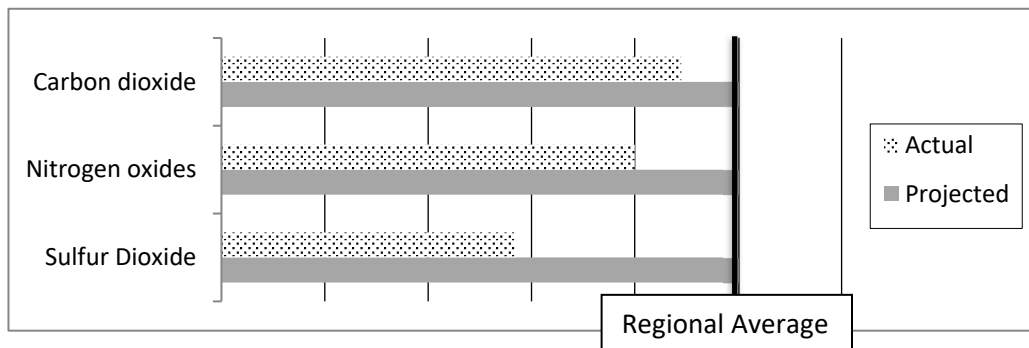
Generation Resource Mix -
A comparison between the sources of generation projected to be used to generate this product and the actual resources used during this period.



Environmental Characteristics–
A description of the characteristics associated with each possible generation resource.

| | |
|-----------------------------|-------------------------------|
| Biomass Power | Air Emissions and Solid Waste |
| Coal Power | Air Emissions and Solid Waste |
| Hydro Power | Wildlife Impacts |
| Natural Gas Power | Air Emissions and Solid Waste |
| Nuclear Power | Radioactive Waste |
| Oil Power | Air Emissions and Solid Waste |
| Other Sources | Unknown Impacts |
| Solar Power | No Significant Impacts |
| Unknown Purchased Resources | Unknown Impacts |
| Wind Power | Wildlife Impacts |

Air Emissions –
Product-specific projected and actual air emissions for this period compared to the regional average air emissions.



Radioactive Waste –
Radioactive waste associated with the product.

| Type: | Quantity: | |
|------------------------------|-----------|----------------------------|
| High-Level Radioactive Waste | Unknown | Lbs./1,000 kWh |
| Low-Level Radioactive Waste | Unknown | Ft ³ /1,000 kWh |

With in-depth analysis, the environmental characteristics of any form of electric generation will reveal benefits as well as costs. For further information, contact American Power & Gas at www.americanpowerandgas.com or by phone at 1(888)815-6971. For quarterly updates of this environmental disclosure, please visit us at www.americanpowerandgas.com/oh-environmental-reports/